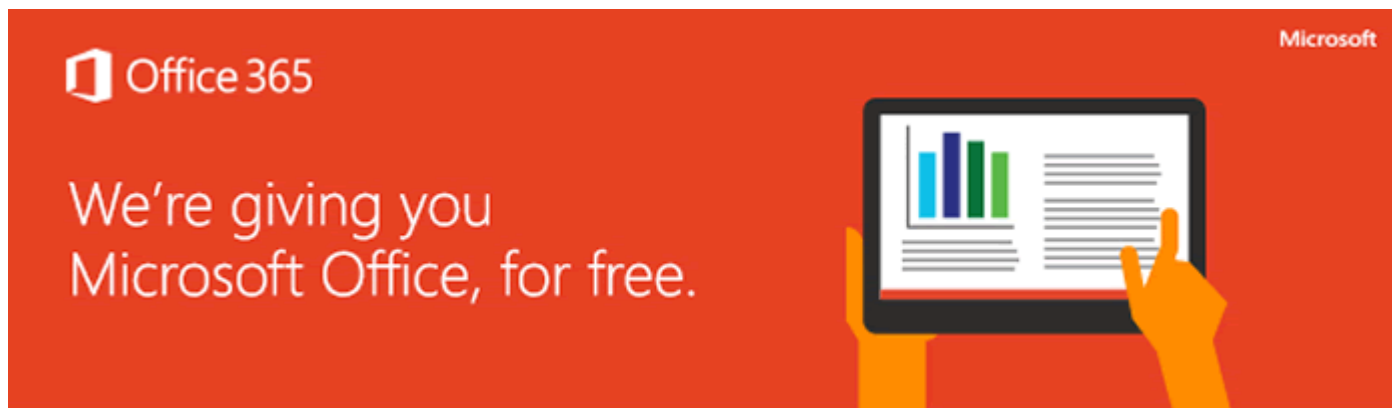


# Free Office 365 with Microsoft Student Advantage

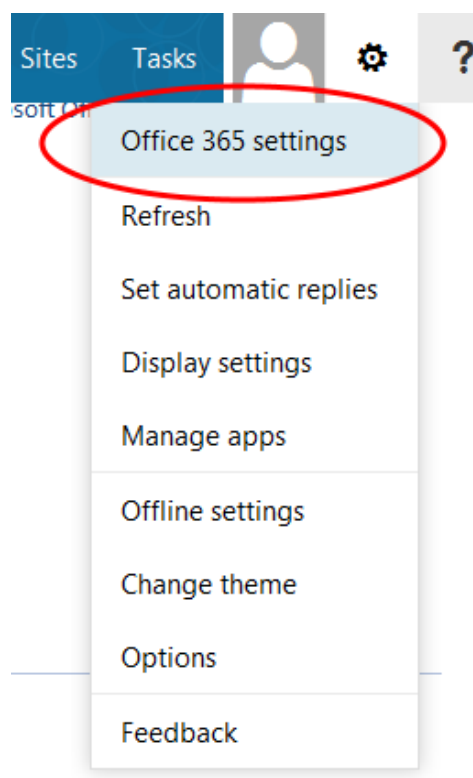


## You get Microsoft Office 365, just for being a student here


From November 2014 we are offering Office 365 Pro Plus to all students. This entitles you to download a full version of Microsoft Office, on your PC, Mac, or Mobile Device.

## How to get Office 365

- First email the support desk ([supportdesk@writtle.ac.uk](mailto:supportdesk@writtle.ac.uk)) requesting that the option be made available to you.
- Once this has been done, go to your college email and sign in to your Office 365 account.
- When you're signed in, click on the **cog icon** (top right).
- Click **Office 365 settings**.



- Click **Software**, and then **Office**. You will be taken to the following page where you can install the latest version of Office.



You will be requested to register your copy which you can do using your Office 365 (email) credentials.

Frequently Asked Questions:

[http://blogs.technet.com/b/microsoft\\_in\\_education/archive/2013/10/15/student-advantage-and-office-365-proplus-faq.aspx](http://blogs.technet.com/b/microsoft_in_education/archive/2013/10/15/student-advantage-and-office-365-proplus-faq.aspx)